## Piping Diagram

Project Name:SCUOLA PARTANNA LUIGI CAPUANA
System Name:PIANO TERRA

ODU:39.54/39.84 kW  Totale IDU:35.60/23.70/35.90 kW

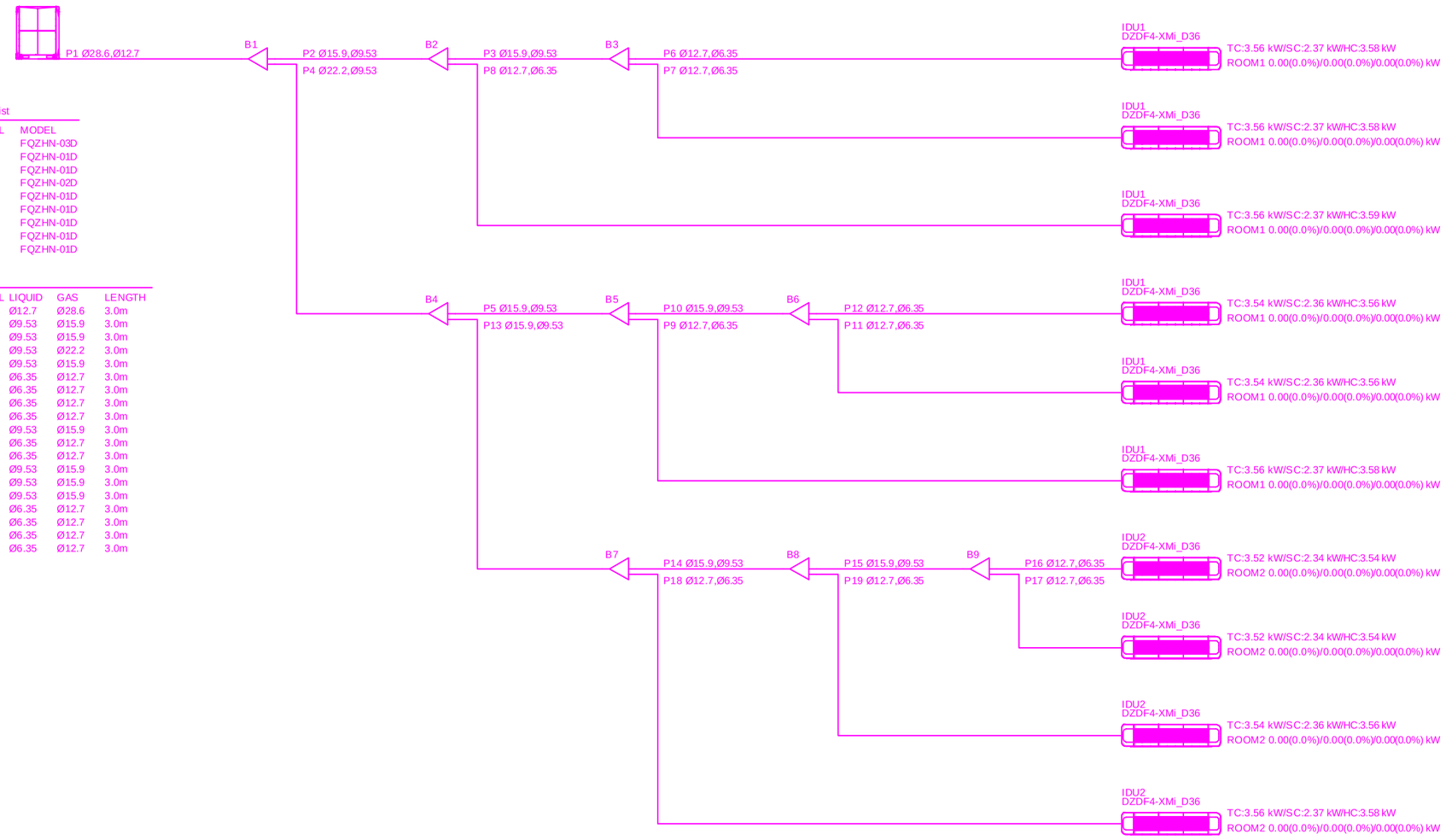


Branch list

| SYMBOL | MODEL |
|---|---|
| B1 | FQZHN-03D |
| B2 | FQZHN-01D |
| B3 | FQZHN-01D |
| B4 | FQZHN-02D |
| B5 | FQZHN-01D |
| B6 | FQZHN-01D |
| B7 | FQZHN-01D |
| B8 | FQZHN-01D |
| B9 | FQZHN-01D |

Pipe list

| SYMBOL | LIQUID | GAS | LENGTH |
|---|---|---|---|
| P1 | Ø12.7 | Ø28.6 | 3.0m |
| P2 | Ø9.53 | Ø15.9 | 3.0m |
| P3 | Ø9.53 | Ø15.9 | 3.0m |
| P4 | Ø9.53 | Ø22.2 | 3.0m |
| P5 | Ø9.53 | Ø15.9 | 3.0m |
| P6 | Ø6.35 | Ø12.7 | 3.0m |
| P7 | Ø6.35 | Ø12.7 | 3.0m |
| P8 | Ø6.35 | Ø12.7 | 3.0m |
| P9 | Ø6.35 | Ø12.7 | 3.0m |
| P10 | Ø9.53 | Ø15.9 | 3.0m |
| P11 | Ø6.35 | Ø12.7 | 3.0m |
| P12 | Ø6.35 | Ø12.7 | 3.0m |
| P13 | Ø9.53 | Ø15.9 | 3.0m |
| P14 | Ø9.53 | Ø15.9 | 3.0m |
| P15 | Ø9.53 | Ø15.9 | 3.0m |
| P16 | Ø6.35 | Ø12.7 | 3.0m |
| P17 | Ø6.35 | Ø12.7 | 3.0m |
| P18 | Ø6.35 | Ø12.7 | 3.0m |
| P19 | Ø6.35 | Ø12.7 | 3.0m |

## Wiring Diagram

Project Name:SCUOLA PARTANNA LUIGI CAPUANA
System Name:PIANO TERRA

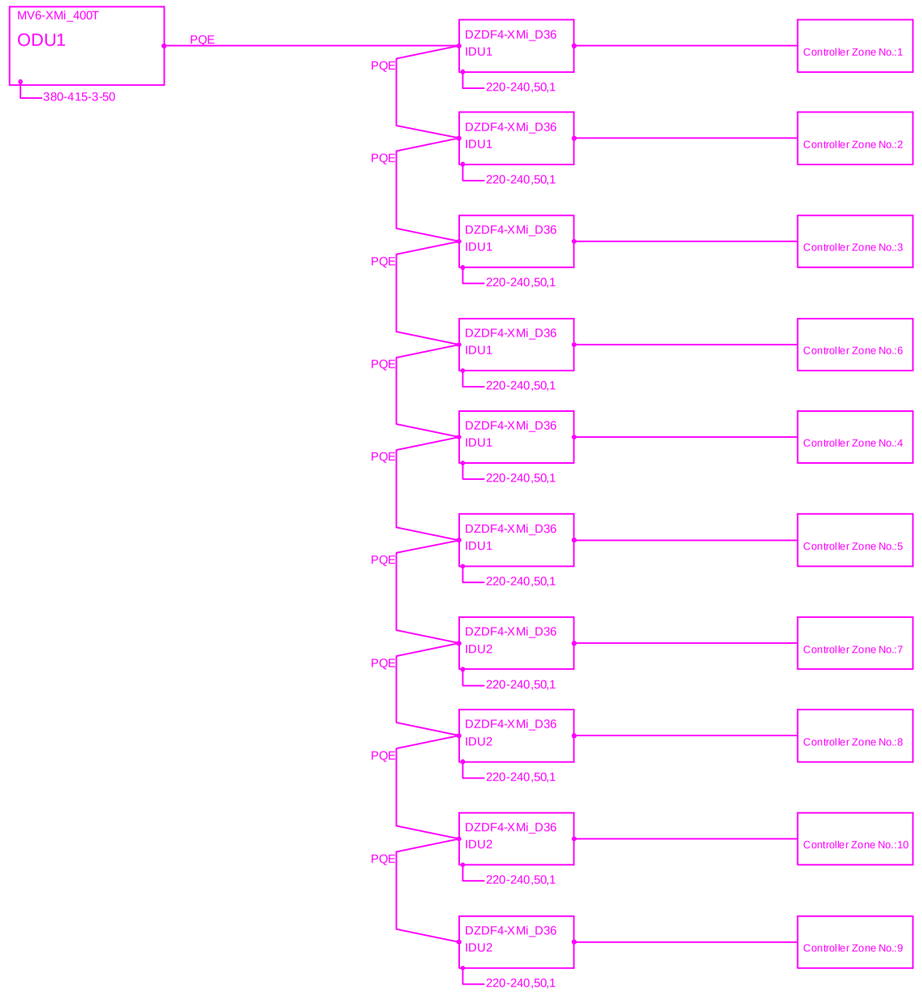


## Piping Diagram

Project Name:SCUOLA PARTANNA LUIGI CAPUANA
System Name:PIANO TERRA TRATTAMENTO ARIA AULA GRANDE

ODU:25.20/0.00 kW  Totale IDU:21.17/21.48/20.00 kW

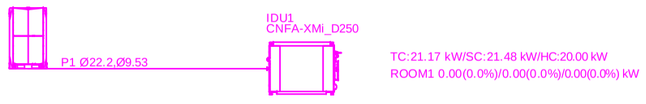


Branch list

| SYMBOL | MODEL |
|---|---|

Pipe list

| SYMBOL | LIQUID | GAS | LENGTH |
|---|---|---|---|
| P1 | Ø9.53 | Ø22.2 | 3.0m |

## Wiring Diagram

Project Name:SCUOLA PARTANNA LUIGI CAPUANA
System Name:PIANO TERRA TRATTAMENTO ARIA AULA GRANDE

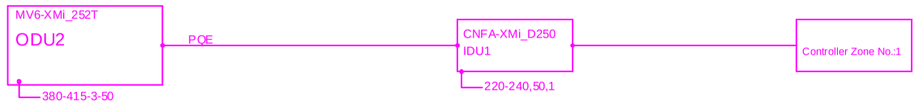


COMUNE DI PARTANNA
PROVINCIA DI TRAPANI
Via XX Settembre n°15

LAVORI DI MIGLIORAMENTO E/O ADEGUAMENTO ALLE NORMATIVE ANTISISMICHE DELL'EDIFICIO DI PROPRIETÀ COMUNALE DENOMINATO "SCUOLA PARTANNA LUIGI CAPUANA" - PRIMO STRALCIO FUNZIONALE - ADEGUAMENTO IMPIANTISTICO - ALLA NORMATIVA VIGENTE. CUP: I38E18000120001 IDENTIFICATO CON IL CODICE 08/0/0/0/0/0. FINANZIAMENTO PRESIDENZA DEL CONSIGLIO DEI MINISTRI DIPARTIMENTO CASA ITALIA"

Il Progettista:
Ing. Antonio Di Giovanni

L.R.U.P.

| N° ELABORATO | TITOLO | SCALA |
|---|---|---|
| Elab. 38 | PROGETTO CLIMA: Schema Piping - Wiring Diagram Piano Terra Impianto di Climatizzazione | 1:100 |
| DATA: Settembre 2020 | | AG: |